

MANUAL FOR USING "DELTA TRADING FOR PDA"

TABLE OF CONTENT

I. Starting Delta Trading for PDA.....	2
II. Components	3
1. "Positions" button	5
2. "Orders" window.....	6
3. "Quotes" window.....	7
4. "Charts" button	11
5. "Accounts" button	12
6. "News" button.....	13

Delta Trading for PDA

To start Delta Trading Web PDA you do not have to install any software, just type in the address bar of your mobile device <http://www.deltastock.com/pda/>!



Fig. 1

After loading the page, please select your account type DT Demo or DT Live.

<p>Delta Trading PDA >> Login</p> <p>User name: <input type="text"/></p> <p>Password: <input type="password"/></p> <p><input type="button" value="Login"/></p> <p>Your IP is: 192.168.0.228 Home</p>	<p>Delta Trading PDA Demo >> Login</p> <p>User name: <input type="text"/></p> <p>Password: <input type="password"/></p> <p><input type="button" value="Login"/></p> <p>Your IP is: 192.168.0.228 Sign up for a DEMO Account Home</p>
---	---

Fig. 2

Fill in your username and password followed by „Login“ button.

In section "Resources" you have access to useful tools such as Economic news, Economic Calendar, Quotes, World central banks interest rates, Support and Resistance levels and CFD statistics. You can use those tools even without having an account or being logged in.



Fig. 3

Services (Fig. 4) and Contacts sections have only informative characteristics, showing you the services offered by Deltastock Inc. and contact information.



Fig.4



Fig.5

After successful login you see the main window shown bellow (Fig. 6)



Fig. 6

1. Positions

Clicking on the "Positions" button a new window opens showing you your current positions, your current result, required margin amount and your free margin. Your Forex positions are in the upper part in section "Forex positions" and your CFD positions are in the one below as shown at Fig. 7.

Forex positions					
Instrument	Lots/ Numbers	Qty	Avg. Price	Current Price	Result
AUD/CAD	-3	-3,000	0.95170	0.94800	11.10
EUR/USD	-2	-2,000	1.55011	1.55015	-7.99
EUR/ZAR	3	3,000	11.80749	11.71479	-278.09
USD/CAD	-2	-2,000	1.00370	0.99096	25.48
USD/JPY	12	12,000	103.326	105.406	24,954.00
GBP/USD	27	27,000	1.96107	1.97244	306.83
AUD/CHF	-3	-3,000	0.99715	1.00502	-23.61
NZD/USD	1	1,000	0.78277	0.78115	-1.61

CFD positions					
Instrument	Lots/ Numbers	Qty	Avg. Price	Current Price	Result
COIL0708	30	3733.5	124.45	126.63	65.39

Deposited Ammount:	10,000.00 EUR
Result:	-2,001.44 EUR
Result from opened positions:	377.37 EUR
Current Result:	8,375.93 EUR
Required margin:	599.44 EUR

Fig.7

If you have opened Logical positions you can easily keep track of them by clicking on "Logical positions" (Fig. 7, Fig. 8).

Forex logical positions					
Instrument	Lots/ Numbers	Qty	Avg. Price	Current Price	Result
USD/CAD	-2	-2,000	1.00330	0.99066	25.20

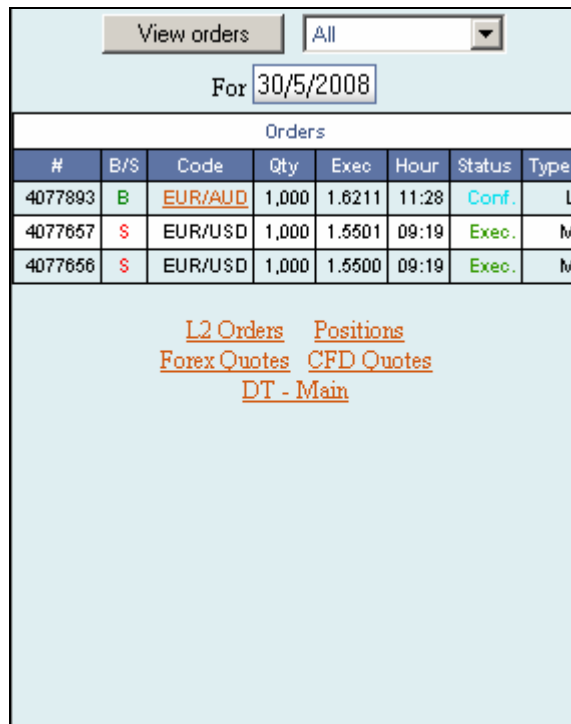
Deposited Ammount:	10,000.00 EUR
Result:	-2,001.40 EUR
Result from opened positions:	16.47 EUR
Current Result:	8,015.06 EUR
Required margin:	12.91 EUR
Free margin:	8,002.16 EUR (61,970%)

[Positions](#) [Orders](#)
[Currency quotes](#) [CFD quotes](#) [DT - Main](#)

Fig.8

2. Orders

If you click on "Orders" the following window appears:



View orders

For

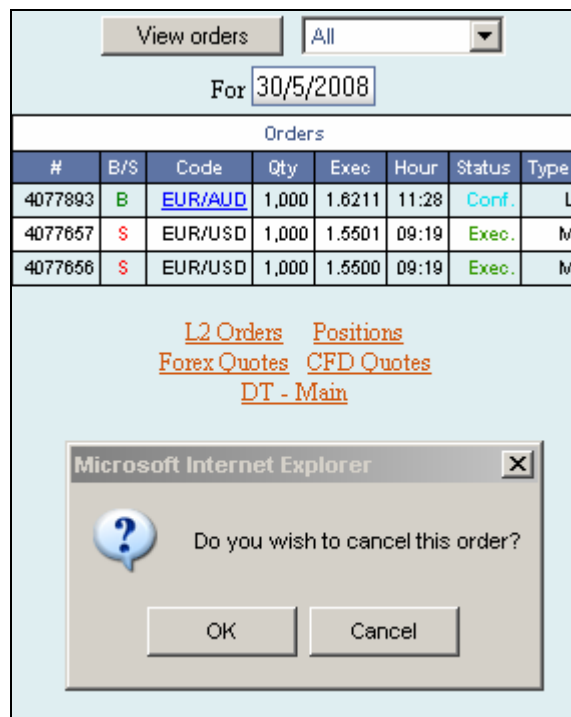
Orders							
#	B/S	Code	Qty	Exec	Hour	Status	Type
4077893	B	EUR/AUD	1,000	1.6211	11:28	Conf.	L
4077657	S	EUR/USD	1,000	1.5501	09:19	Exec.	M
4077656	S	EUR/USD	1,000	1.5500	09:19	Exec.	M

[L2 Orders](#) [Positions](#)
[Forex Quotes](#) [CFD Quotes](#)
[DT - Main](#)

Fig.9

Here you have access to all orders which you have placed and their requisites, by using the filters for date and status you can sort them in the way you want.

You can cancel confirmed orders (as shown on Fig. 10) by clicking on the instrument, after that you will have to confirm the operation. You can cancel orders place via Level 2 module in analogous way by selecting "L2 Orders".



View orders

For

Orders							
#	B/S	Code	Qty	Exec	Hour	Status	Type
4077893	B	EUR/AUD	1,000	1.6211	11:28	Conf.	L
4077657	S	EUR/USD	1,000	1.5501	09:19	Exec.	M
4077656	S	EUR/USD	1,000	1.5500	09:19	Exec.	M

[L2 Orders](#) [Positions](#)
[Forex Quotes](#) [CFD Quotes](#)
[DT - Main](#)

Microsoft Internet Explorer

Do you wish to cancel this order?

OK Cancel

Fig.10

3. Quotes

Forex Quotes					
Code	Bid	Ask	High	Low	
✗ EUR/USD	1.54834	1.54864	1.55371	1.54655	
✗ NZD/JPY	82.415	82.495	82.482	82.23	
✗ USD/BGN	1.26283	1.26333	1.26445	1.2589	
✗ USD/JPY	105.519	105.549	105.717	105.262	
✗ EUR/AUD	1.62125	1.62225	1.62658	1.62063	

[Positions](#) [Orders](#)
[CFD Quotes](#) [DT - Main](#)

Code:

[Add instrument](#)

Fig.11

“Forex Quotes” window allows you to view prices for currency pairs, as well “CFD Quotes” gives you information about prices of CFDs on shares, Indices and oil futures.

If you wish to add an instrument just fill in the instrument code in the blank field and click on the “Add” button and it will be added in the list above.

Example: If you want to add the currency pair British Pound/US Dollar

Fill in GBP/USD followed by click on the “Add” button (Fig. 12) and the instrument will be added.

Forex Quotes					
Code	Bid	Ask	High	Low	
EUR/USD	1.54834	1.54864	1.55371	1.54655	
NZD/JPY	82.415	82.495	82.482	82.23	
USD/BGN	1.26283	1.26333	1.26445	1.2589	
USD/JPY	105.519	105.549	105.717	105.262	
EUR/AUD	1.62125	1.62225	1.62658	1.62063	

[Positions](#) [Orders](#)
[CFD Quotes](#) [DT - Main](#)

Code:

[Add instrument](#)

Fig.12

If you want to add a CFD, please click on "CFD Quotes" and fill in the code of the instrument you need and click on "Add".

The CFD codes must be used with their country code extensions which the system requires, respectively: /g - Germany, /u - United Kingdom /ro - Romania /h - the Netherlands, /f - France and /b - Belgium, but for CFDs on Indices and also American shares there is no need to use extension.

CFD Quotes					
Code	Bid	Ask	High	Low	
NOV	80.86	80.9	83.06	80.3	
COIL0708	126.33	126.38	126.67	125.03	
FPL	67.36	67.44	67.84	65.92	
EIX	52.35	52.43	52.66	51.75	
CTAS	29.59	29.69	29.91	29.14	
CVX	98.82	98.9	100.5	98.84	
XOM	89.31	89.39	90.53	89.25	
WMB	37.71	37.79	38.59	37.67	

[Positions](#) [Orders](#)
[Forex Quotes](#) [DT - Main](#)

Code:

[Add instrument](#)

Fig.13

In case you want to add a CFD quote in your list you can use the "Search" option too. To do so you have to click on "Add instrument" and in the Search window fill in any information you have about the instrument, e.g. type in DBK and click on "Search" (Fig.14).

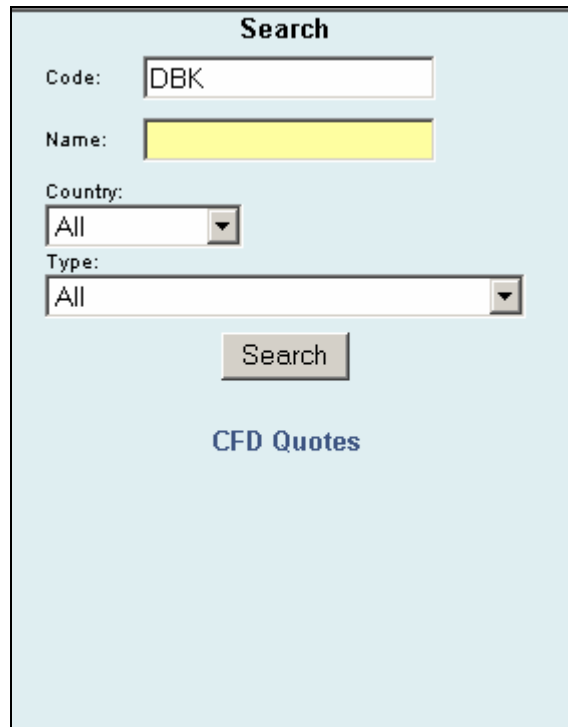


Fig.14

A window with search result opens, corresponding to the criteria (Fig.15). If you click on the instrument code you can add it in your "CFD Quotes" window or choose "Search" and fill in other parameters.

Code	Name	Country
DBK/g	Deutsche Bank AG - Reg	DE

[previous page](#) | [next page](#)
[CFD Quotes](#)
[Search](#)

Fig.15

The removal of an instrument from your quotes is done by click on the "X" in front of the instrument.

If you want to add a currency pair but do not know its code you can click on "Add currency" and select the major from that pair (Fig. 16), after pressing search you can choose from a list. (Fig.17).

Add currency
Select currency:

- EUR
- USD
- GBP
- CHF
- CAD
- AUD
- NZD

[Forex Quotes](#)
[DT Main](#)

Fig.16

If you click on the "Add" button the selected currency pair is being added to your quotes (Fig.17).

Add instrument

EUR/AUD	<input type="button" value="Add"/>
EUR/CAD	<input type="button" value="Add"/>
EUR/CHF	<input type="button" value="Add"/>
EUR/GBP	<input type="button" value="Add"/>
EUR/JPY	<input type="button" value="Add"/>
EUR/NOK	<input type="button" value="Add"/>
EUR/NZD	<input type="button" value="Add"/>
EUR/RON	<input type="button" value="Add"/>
EUR/SEK	<input type="button" value="Add"/>
EUR/USD	<input type="button" value="Add"/>
EUR/ZAR	<input type="button" value="Add"/>

[Forex quotes](#)
[Select currency](#)

Fig.17

4. Charts

Forex Quotes					
Code	Bid	Ask	High	Low	
✗ EUR/USD	1.54929	1.54959	1.55371	1.54655	
✗ NZD/JPY	82.388	82.468	82.482	82.23	
✗ USD/BGN	1.26203	1.26253	1.26445	1.2589	
✗ USD/JPY	105.447	105.477	105.717	105.262	
✗ EUR/AUD	1.6206	1.6216	1.62658	1.62063	

[Positions](#) [Orders](#)
[CFD Quotes](#) [DT - Main](#)

Code:

[Add instrument](#)

Fig.18

The charts of all instruments in the Delta Trading PDA are web based, you can access them from your quotes windows by clicking on "Charts" (Fig.18). A 5 minute chart opens by default (Fig.19).

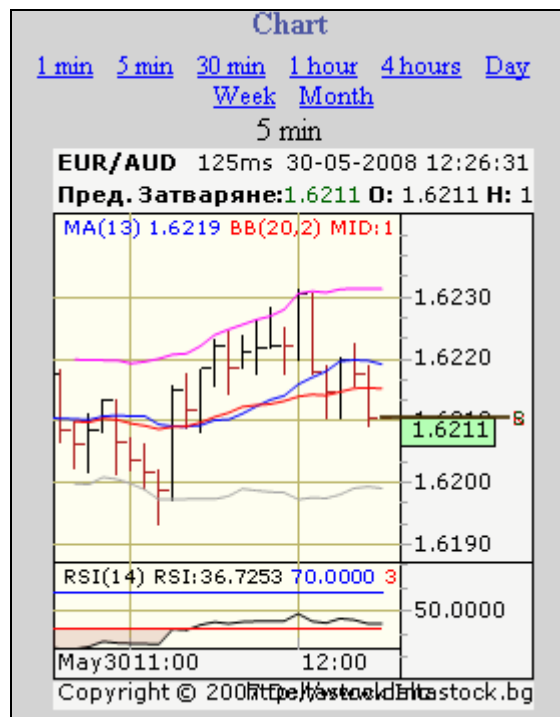


Fig.19

You can choose time intervals from 1 minute to 1 month.

5. Accounts

Accounts	
Type of account	Qty
Deposit-EUR-Currency	10000
Current Rollover Sum-USD-Curr.	0.04
Current Rollover Sum-JPY-Curr.	-70
Total on all currencies	
EUR	10000
JPY	-70
USD	0.04
Revaluation OP EUR	0
Total in EUR:	9999.6

[DT - Main](#)

Fig.20

You can access the "Accounts" menu from the main window (Fig.20) by click on "Accounts" button (Fig.21). Here you can see your account summary.

Delta Trading Web Demo

[Positions](#) | [Orders](#)
[FOREX Quotes](#) | [CFD Quotes](#)
[Accounts](#) | [News](#)

[Exit](#)

Current result: 8,358.80 EUR
Free margin: 7,759.84 EUR

For best use of Delta Trading Web PDA it is recommended to switch the 'Fit to Screen' mode from the View-menu of your browser.

Fig.21

6. News

Delta Trading PDA gives you an opportunity to view streaming economic news from leading information agencies as Thomson Reuters Inc and AFX Inc. (Fig.22). You can access them from the main window, "News" button



Fig.22